



### District Report Card: 2017


<b>State:</b> Puducherry	<b>District:</b> Puducherry
<b>Class:</b> 3	<b>Subject:</b> Language
<b>Schools:</b> 194	<b>Students:</b> 2970


### Participation/Coverage


#### Students

<div>GENDER</div> <div></div>	Boys		Girls	
	Number	%	Number	%
	1479	49.80	1491	50.20

<div>AREA</div> <div></div>	Rural		Urban	
	Number	%	Number	%
	1752	58.99	1218	41.01

<div>CATEGORY</div> <div></div>	SC		ST		OBC		GEN	
	Number	%	Number	%	Number	%	Number	%
	1041	35.05	19	0.64	1834	61.75	76	2.56

<div>CWSN</div> <div></div>	LD	VI	HI	S&LD	ID	Oth
	3	7	0	3	5	29

<div>Management</div> <div></div>	Government		Government-aided	
	Number	%	Number	%
	2456	82.69	514	17.31

### Average Performance of Students in Language (%)

Overall	Gender		Area		Management		Social Group			
	Male	Female	Rural	Urban	Govt.	Aided	SC	ST	OBC	GEN
56.73	55.96	57.50	57.75	55.27	57.58	52.71	57.72	48.42	56.23	57.46

## Performance on Learning Outcomes (LOs)

Learning Outcomes	Description	Average Performance(%)
L304	Reads small texts with comprehension i.e., identifies main ideas, details, sequence and draws conclusions	56.90
L312	Reads printed scripts on the classroom walls: poems, posters, charts etc.	56.41

Range of Performance of Students who Answered Correctly							
Below 30%		30% - 50%		50% - 75%		Above 75%	
Number	%	Number	%	Number	%	Number	%
359	12.09	864	29.09	1110	37.37	637	21.45

## Lowest Performing Learning Outcomes (LOs)

1 - Reads printed scripts on the classroom walls: poems, posters, charts etc. (56.41)

2 - Reads small texts with comprehension i.e., identifies main ideas, details, sequence and draws conclusions (56.90)